



FY23 Data Dashboard

October 2022-September 2023

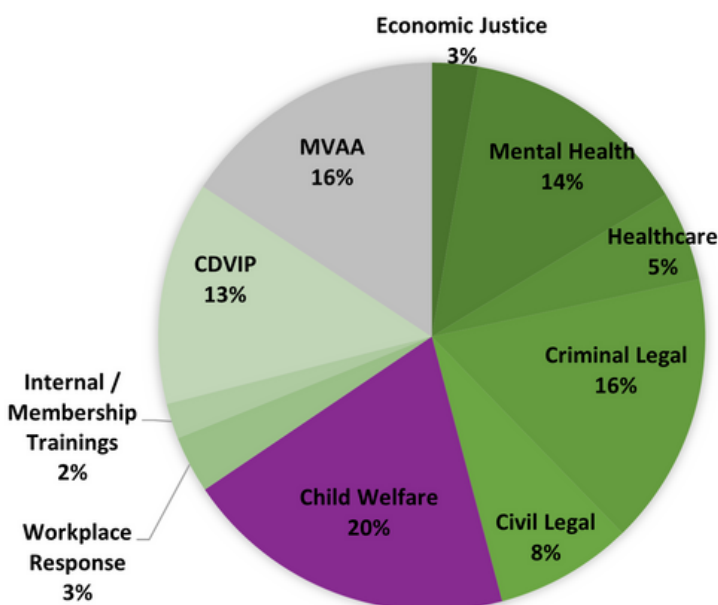
MCEDV Systems Advocacy Activities

MCEDV works to improve system responses to domestic violence by participating in task forces, commissions, and with the legislative body. Last fiscal year, MCEDV participated in in **858 system advocacy sessions, accounting for 1,442 hours of staff time.** MCEDV staff contributed to **over 35 Maine statewide commissions, task forces, and committees,** including:

- Access and Visitation Committee
- Certified Domestic Violence Intervention Network
- Child Death and Serious Injury Review Panel
- Child Welfare Advisory Panel
- Commission on Domestic and Sexual Abuse
- Continuum of Care (Housing)
- Criminal Justice Academy Board of Trustees
- Department of Corrections' Victim Advisory Board
- Domestic Abuse Homicide Review Panel
- Elder Justice Coordinating Partnership
- Family Law Advisory Commission
- Firearms Relinquishment Action Committee
- Justice Assistance Council
- Justice for Families Task Force
- Maternal Fetal Infant Mortality Review Panel
- Prisoner Reentry Network
- Project Safe Neighborhoods
- Sexual Assault Forensic Examiner Advisory Board
- Sex Trafficking & Exploitation Network

MCEDV Training Overview

Individual Trainings by Training Hours



By the numbers...

- 68 individual trainings
- 107 training sessions
- 2,171 people trained
- 310.75 training hours
- 96% of survey respondents reported learning better ways to help survivors

Acronyms/Definitions:

- CDVIP: Certified Domestic Violence Intervention Program
- MVAA: Maine Victim Assistance Academy

MCEDV Technical Assistance

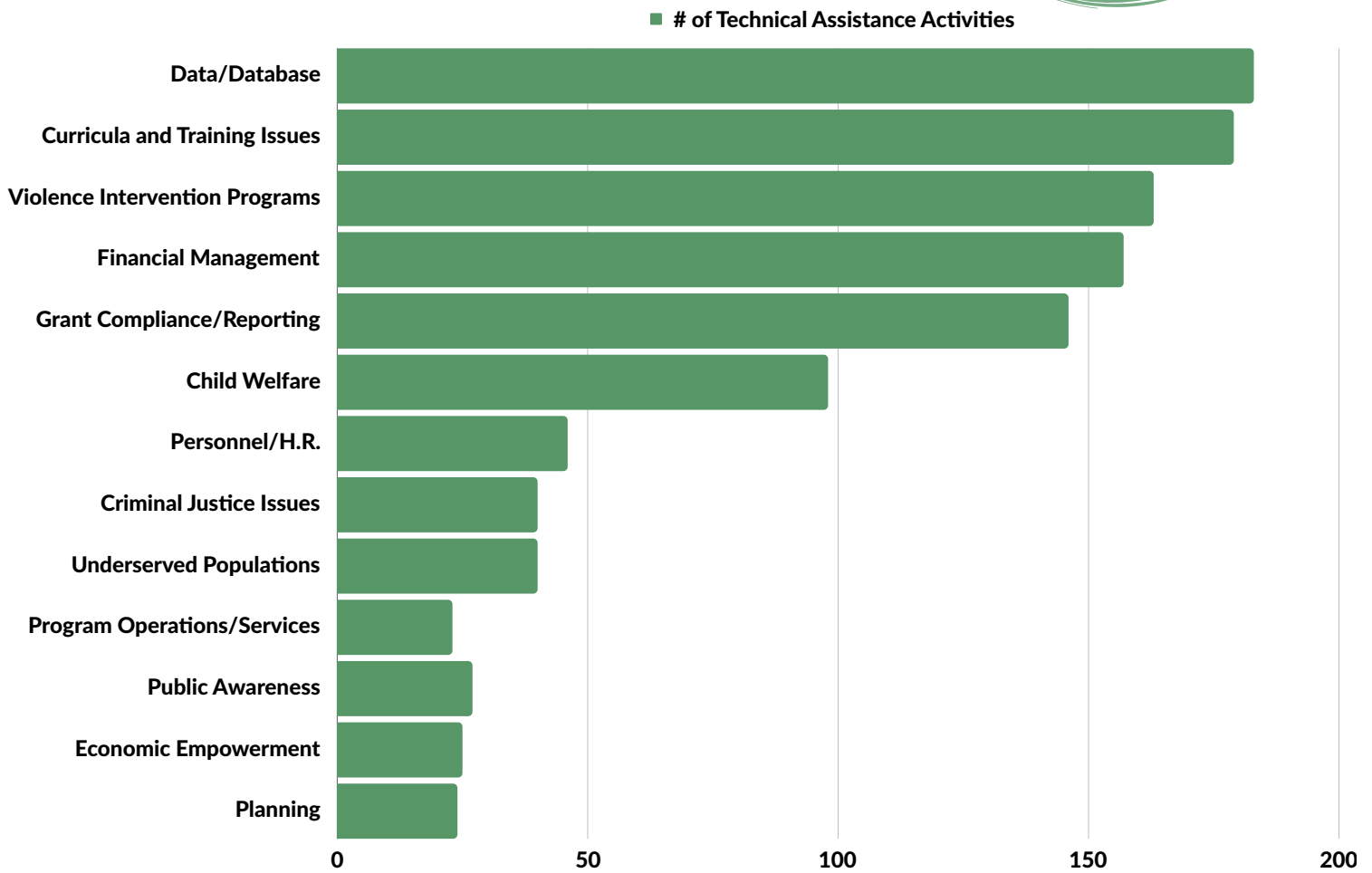
MCEDV staff provides assistance to our members and community partners on the best ways to support survivors.

In FY23, MCEDV:

- Provided **1,455 technical assistance sessions.**
- Reached **3,087 contacts.**
- Contributed **1,675 staff hours.**



Top Technical Assistance Topics



MCEDV convened groups of advocates from our membership for purposes of connecting, information-sharing, and technical assistance, including:

- Advocacy Directors
- CAIRET Trainers
- Data Team
- DV-CPS Liaisons
- Education Directors
- Housing & Shelter Team
- Court Advocacy Leadership
- Finance & Admin Team
- Program Standards Committee
- Non-Fatal Strangulation Response Team

Acronyms/Definitions:

CAIRET: Core Comprehensive Advocacy, Intervention, Response and Ethics Training
DV: Domestic Violence
DVRC: Domestic Violence Resource Center
DV-CPS Liaison: DVRC staff working at a Child Protective Services office

Regional Domestic Violence Resource Center Data

	FY23 October 2022- September 2023	FY22 October 2021- September 2022	% Change
# of People Served	15,147	14,199	6.68%
# of People Affected by DV	12,706	12,193	4.21%
% of People Affected by DV with Children	50%	51%	-1.74%
# of Contacts with People	85,565	100,859	-15.16%
# of People Calling DVRC Helplines	9,694	8,759	10.67%
# of People Receiving Court Advocacy Services	5,044	5,701	-11.52%
# of People Receiving Residential Services	1,186	1,040	14.04%
# of People Receiving Housing Services NOT in Residential Programs	1,351	1,268	6.55%
# of Households Receiving Sheltering Services	402 (275 children)	407 (234 children)	5.62%
# of People in Support Group	521	484	7.64%
# of People Receiving DV-CPS Liaison Services	1,317	1,232	6.9%
# of Trainings for Adults	234	201	16.42%
# Youth Presentations	1,045	569	83.66%
# of Direct Service Volunteer Hours	20,985	25,366	-17.27%



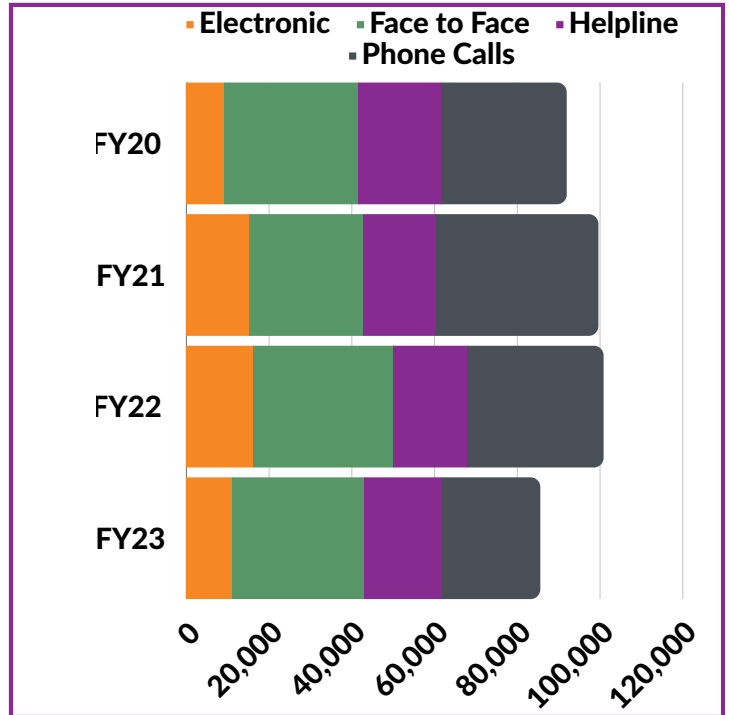
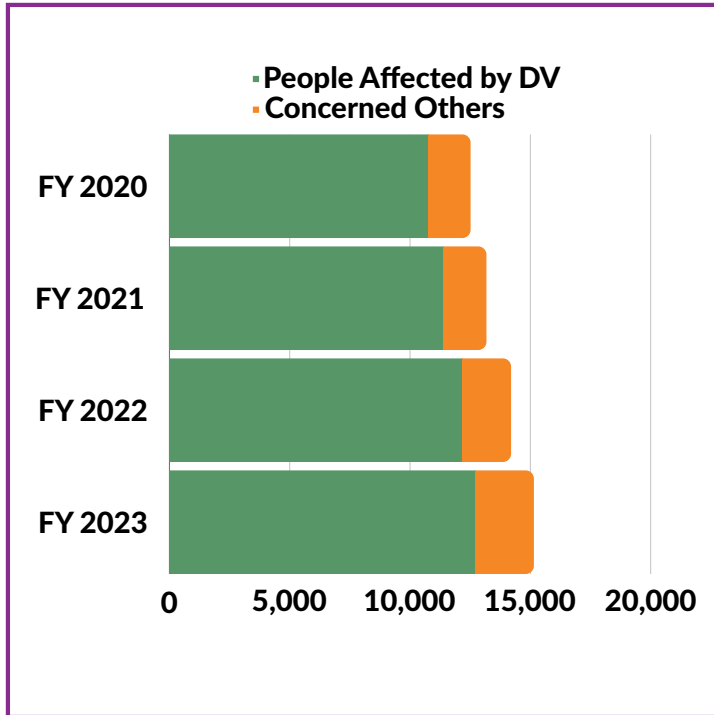
Advocates spent over **54,000** hours working with people affected by DV this past year.



There is an increase of almost **7%** in the total number of people served since last year and **9%** increase since pre-pandemic 2019.

Regional Domestic Violence Resource Center Data

The number of people seeking help from DVRCs increased again this year. Advocates had fewer total contacts with survivors in 2023, a result of the demand for services that can leave them challenged to offer support beyond focusing on urgent safety concerns and basic needs. Shelter requests hit a three year high, with people typically staying for at least six months as they try to obtain long-term housing. While DVRCs sheltered proportionally fewer people last year, the overall number sheltered was actually slightly higher in 2023 than in recent years.



Shelter Requests vs People Sheltered

